

New reports (Check-In)

Week-by-Week Attendance

Overview of students and their attendance percentage per week.

As you will see, you can toggle by all three semesters, including the ability to preview and download into Excel. You can search by student or department.

Week by week attendance

Overview of students and their attendance percentage per week

Filters

Student tree ⓘ

Studentone, Dummy (ds526) (100000735) x

Semester selection ⓘ

Semester 1

Semester 2

Summer semester

Filter Presets ▾

Download Excel


Preview ▾

Report preview

Week by week attendance


Selection Studentone, Dummy (ds526) (100000735)

Semesters S1



Student number	Student name	Average overall attendance	S1/0 (16/09/2024)	S1/1 (23/09/2024)	S1/2 (30/09/2024)	S1/3 (07/10/2024)	S1/4 (14/10/2024)	S1/5 (21/10/2024)	S1 (0.
100000735	Studentone, Dummy (ds526) (100000735)								

Generated at: 06-09-2024 13:13 Simac © 2005 - 2024



1 of 1

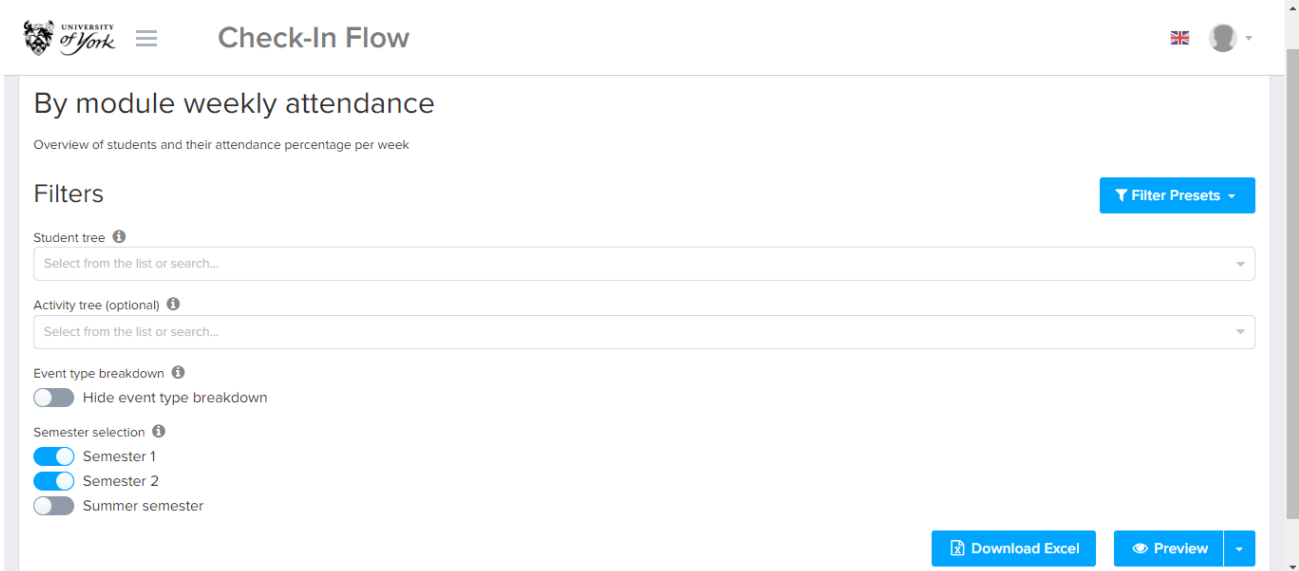
The report will appear as the screenshot below, with percentages appearing each week. To find more data use the scroll bar to move through the selected semester(s). The report is colour coded to identify those with less than 25%, 25-50%, and 50%+.

By Module Weekly Attendance

Overview of students and their attendance percentage per week.

Similar to the report above, you can toggle by all three semesters, including the ability to preview and download into Excel.

New reports (Check-In)



The report will give you a breakdown of the percentages of activities for the student(s), eg lectures, seminars, workshops, labs, etc. You can also toggle to hide the event type breakdown.

Other updates to reports:

New Toggles

There are new toggles in reports such as Attendance Overview, you can select 'only show attendance for non-lecture sessions' or toggle to show only those students who have a Student Support Plan.

Personal Engagement Report

When a report is populated, a summary box will appear that shows breakdowns of modules/codes/type/absent/present and attendance percentage.

Timetable View

Hover over an activity in the timetable view on a Teaching Blocks case to see the Module code and activity name displayed.

Re-assign

Within the block reports, you can reassign cases between colleagues.